Federal Kabel
FINEST CABLES FOR YOUR WORLD

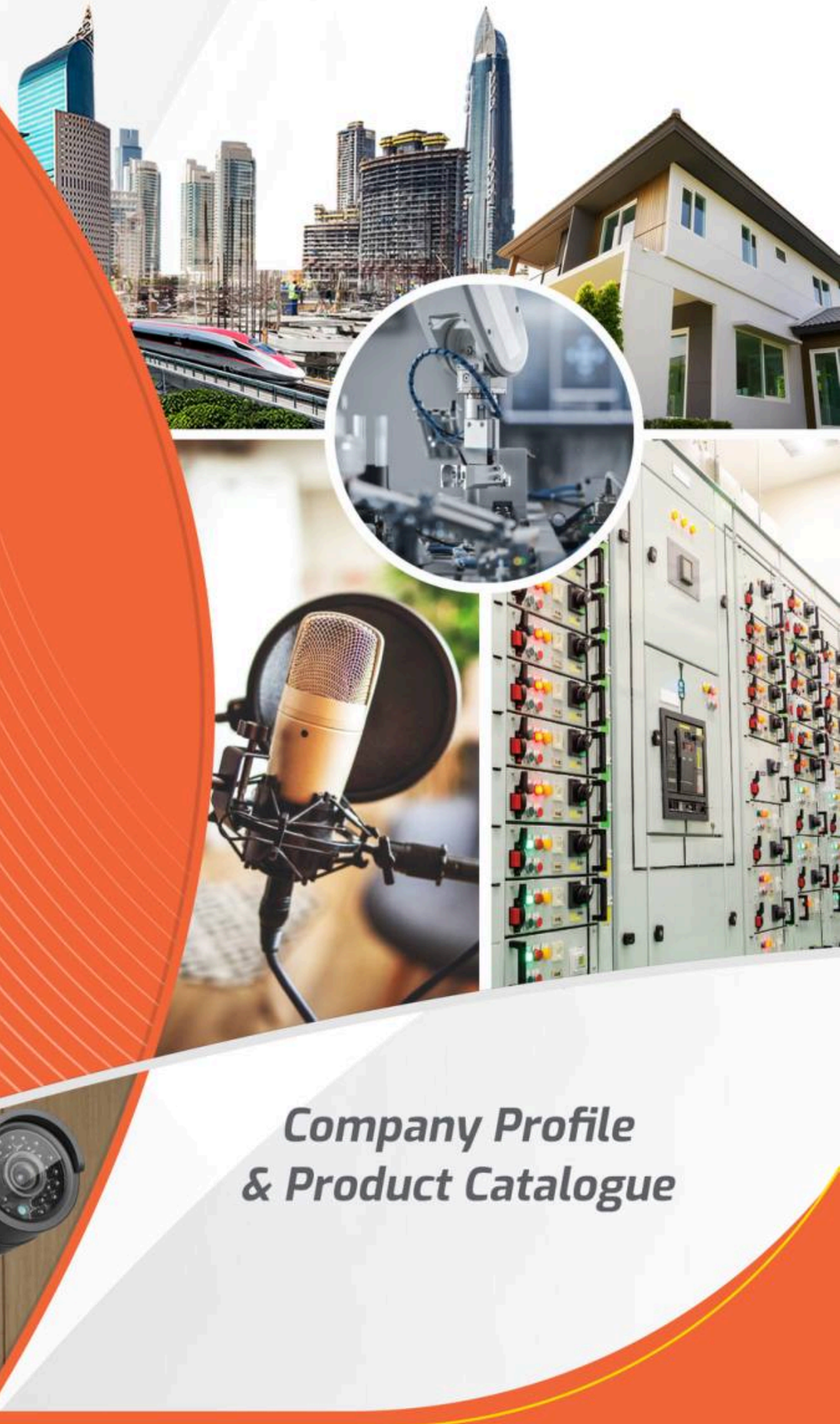

PT. FEDERAL MARDHIKA CITRAMANDIRI

www.federalkabel.com

SNI UL ID IEC ISO JIS



Company Profile & Product Catalogue

Federal Kabel is specialized in ***small size cables*** made of ***99.9% pure copper*** with high level of precision.

"Consistently strives to achieve the high standards for which we are respected."

Welcome

In the spirit of our tagline "Finest Cables for Your World" we believe that both your home and workplace are the two most important worlds of your life. We are committed to provide the best quality cable to accompany your everyday activities.

By using the finest quality material and through the process of strict quality control, Federal Kabel produces high performance cables with lower electrical resistance, therefore significantly increases safety and reduces electricity costs.

TABLE OF CONTENTS

04 INTRODUCTION
06 COMPANY HISTORY
08 VISION & MISSION
10 MANUFACTURING
12 QUALITY
14 PRODUCT CATALOGUE

14 Cu/PVC (NYA) 450/750 V
15 Cu/PVC-f (NYAF) 300/500 V
16 Cu/PVC-f (NYAF) 450/750 V
17 Cu/PVC-f (NYAF) 0.6/1 kV
18 Cu/PVC/PVC (NYM) 300/500 V
19 Cu/PVC/PVC (NYY) 0.6/1 kV
20 Cu/PVC-f (NYZ) 300/300 V
21 Cu/PVC/PVC-f (NYMHY) 300/300 V
22 Cu/PVC/PVC-f (NYMHY) 300/500 V
23 Cu/PVC/PVC-f (NYYHY) 450/750 V
24 Cu/PVC/PVC-f (NYYHY) 0.6/1 kV
26 LiYCY Screen Cable
28 Twin Round
29 Single Wire
30 Speaker Wire - Silver Shadow
31 Speaker Wire - Red Monster
32 Speaker Wire - AWG Series
33 Microphone Cable
34 Coaxial Wire
35 Telephone Wire
36 AC Cords

38 OUR PROJECT LIST

About Us

Since our establishment in 1978, PT. Federal Mardhika Citramandiri has taken pride to be an innovative company with high adaptability, flexibility and responsiveness - to produce high quality precision cables that meet the demands of World-Class industries and exclusive customers.

With our headquarter located in Jakarta and manufacturing facilities in Gunung Putri, Bogor - Indonesia, we're focused in manufacturing for building or home wiring, low-voltage electric applications, telecommunication, electronics, data and signal cables - providing a wide range of complete & reliable cable solutions for domestic premises, office building, industries and high technology customized such as satellite and cinema audio system cables.



Tori Naga

President Director

Although cable is an interbusiness product that most users are not aware of its actual use, it is very close to our daily lives such as battery recharging, empower the computer and deliver music through sound system.

So it is important to have quality cables for our safety and increase product life's performance. Gradually, the public will be more aware of the role of quality cables, especially in Indonesia - a rapidly growing country.

COMPANY HISTORY

For more than 45 years, our company has delivered values through excellent products and services.

Starting 2023, Federal Kabel is embarking on a new era of continued Innovation & breakthroughs with more advanced technology & products to adapt the dynamic change in our customer's world.



78

COMPANY WAS BORN IN JAKARTA

Started in 1978 as an electrical goods trading company.



82

FIRST MANUFACTURING PLANT ESTABLISHED

The Factory was established in Bogor, Gunung Putri with Federal Kabel's first manufacturing facility.

86

ACQUIRED SII - LMK CERTIFICATION

Federal Kabel is one of the pioneers in cable manufacturing industry to acquire this certification.



87

ESTABLISHED NEW PRODUCT LINE AUDIO-VIDEO CABLE

For the first time since 1987, we were able to experience the sharpest image of subscription channel TV.



88

ESTABLISHED NEW PRODUCT LINE TELECOMMUNICATION CABLE

Raising the bar in telecommunications industry since 1988 by becoming the product of choice for developers across Java & Sumatra.



92

SECOND MANUFACTURING PLANT ESTABLISHED

With the growing demands, we have to expand our capacity output.

93

OVERSEAS BUSINESS EXPANSION

The company has spread its wings by setting up its first official headquarter in Singapore.



95

THIRD MANUFACTURING PLANT ESTABLISHED

We keep expanding to meet our growing demands.



01

IMPLEMENTATION OF ISO 9001:2000 STANDARD IN OUR MANUFACTURING PROCESSES

We are among the first view companies to implement ISO 9001 management system in Indonesia.

04

ESTABLISHED NEW PRODUCT LINE - UTP LAN CABLE

The year 2004 was another breakthrough for Federal Kabel as our Data UTP LAN Cables was introduced.



08

ACQUIRED ISO 9001:2008 CERTIFICATION

For continual improvement and customer satisfaction.

15

REBRANDING NEW FEDERAL KABEL LOGO

To adapt to the on-going innovation and technologies.



18

ESTABLISHED NEW PRODUCT LINE SPEAKER WIRES AWG

To meet the growing demands of high quality audio cables manufactured locally.



20

ESTABLISHED NEW PRODUCT LINE - INJECTION

Market expansion into the electronic products industry.

23

ACQUIRED TKDN CERTIFICATION

We support our government's requirement for locally made products.



CONTINUE FORWARD TO THE FUTURE

VISION

TO INCREASE SAFETY, COST EFFICIENCY AND PERFORMANCE OF CABLES NATIONALLY.

MISSION

INCREASE AWARENESS AND EMPOWERING USERS WITH KNOWLEDGE ABOUT CABLES

We focus in helping customers to understand all the advantages of using high quality cables.

MAINTAIN TRUST BY PRODUCING HIGH QUALITY PRODUCTS CONSISTENTLY

Many hours are dedicated to make sure every part of our cables are produced with great care to maintain the highest product standard.

PROVIDE THE BEST SERVICES TO OUR CUSTOMER

We strive to ensure the availability of our products, deliver our promises and also provide quick responses to enquiries.





OUR VALUES

OUR CUSTOMERS

We take pride in our customers who have chosen us for reliable cable solutions. We place our most importance in customer's needs as our success throughout the years lies in customer satisfaction.

OUR BUSINESS PARTNERS

Whether it is our distributors, agents or suppliers, it is our commitment to continuously build, maintain and strengthen business relationship to step forwards into the future together.

OUR WORKFORCES

They are the heart of the company, we understand that their success is our success. We work tirelessly to nurture and develop our experienced team in response to the rapid changes of globalization.

OUR PROCESSES

Ensuring topnotch quality, Federal Kabel goes through a rigorous process in achieving premium standard by using superior grade quality raw materials, produced according to international standard certification, supported by competent operators & modern machineries.

From Drawing, Annealing, Tinning, Bunching, Stranding, Extrusion, Braiding, Tapping and Laboratory Testing.

SUPERIOR-GRADE QUALITY RAW MATERIALS



Sourcing high quality raw materials like pure grade coppers (conductors) & high grade PVC compounds (insulations).

INTERNATIONAL STANDARD CERTIFICATION



Recognition by both local and multi - national conformity assessment bodies is one mandatory step in achieving assurance that our products are in compliance for local and international markets.

COMPETENT OPERATORS & MODERN MACHINERIES



By using modern machineries that are performed by highly trained and competent machine operators, our teams are supervised by experienced team leaders to maintain high performance.





Federal Quality Management System

"This is the key factor that defines Federal Kabel as a long-lasting brand which consistently produce world-class reliable products that our customers can fully trust."

CONDUCTOR CROSS SECTIONAL AREA



MICROMETER

Each strand of copper wire is measured using a micrometer to ensure that the overall cross sectional area is the same as printed on the cable.

CONDUCTOR RESISTANCE



DOUBLE BRIDGE

Measured using the double bridge equipment to ensure conductor resistance does not exceed the maximum standard that will in turn produce less heat on electrical cables.

QUALITY ASSURANCE:

With a comprehensive quality manual that covers standard and testing procedures, we apply stringent quality control not only on incoming material and outgoing finished goods, but also on each step of the manufacturing processes.

LABORATORY TESTED:

Our product tests are conducted by trained specialists using only high precision testing equipment with 100% on-time calibration.

INSULATION RESISTANCE



INSULATION-CONTINUITY TESTER

Unlike conductors – the more resistant, the better it is for insulation to prevent short circuit and electrical leakage.

Good insulation should also act as a damper, so it would be safe for consumers to handle the cables with bare hands without getting electrocuted.

HEAT TOLERANCE



INDUSTRIAL-GRADE OVEN

Heat tolerance testing is applied on insulations to ensure the ability of cables to withstand heat by placing them into an industrial-grade oven with a temperature over 100 degree Celsius for a period of 168 hours.

A high quality insulation material will show minimum deformation and does not crack upon leaving the oven for the duration of the test.

FLAME RETARDANT



VERTICAL FLAME TESTER

An important test to prevent flames from spreading in the event of a fire-related events to significantly reduce the impact of fire hazards.

Cables are subject to continuous fire at a single point using the vertical flame tester for a duration of 62 seconds. Flames on our flame retardant cables are suppressed at that single point without spreading along the cables and extinguished instantly when the source of fire is removed.

DURABILITY TENSILE STRENGTH & ELONGATION



TENSILE STRENGTH TESTER

Cables are subject to wear and tear in daily life, therefore it is important to ensure the durability of the cables.

Using the tensile strength tester, extreme load is applied on the cable to measure the length it can be stretched before breaking or snapping under tension.

CENTERING OF CONDUCTOR & INSULATOR



PROFILE PROJECTOR

Conductors that are not centrally aligned will result in thinner insulation one side of a cable - which significantly reduces the insulation resistance.

This is tested using a profile projector to ensure the thickness of insulation around its conductor is uniform on all sides - aligned centrally within micrometer tolerance margin.



Cu/PVC (NYA) 450/750 V

SPECIFICATION
SNI 04-6629.3
60227 IEC 10

APPLICATION
Single core insulated conductor, without sheath for permanent installation in conduit or exposed wiring in dry location and in switch board and control panel.

Construction

1- Conductor	: Annealed Copper Wire
2- Insulation	: PVC (Polyvinyl Chloride)

General Characteristics

Test Voltage	: 2.5 kV / 5 Min
Max. Operating Temperature	: 70°C
Flame Retardant	: IEC 60332-1
Min. Tensile Strength	: 12.75 N/mm²

Dimension and Weight					Electrical Properties			
Cross Section Area	Conductor Diameter	Thickness	Overall Diameter	Cable Weight (100m)	DC Resistance at 20°C		Current Carrying Capacity at 30°C	Short Circuit Current
					Conductor	Insulation		1 Sec
mm²	N x mm	mm	mm	Kg	Max. Ω/km	Min. M.Ω.km	A	kA
1.5	1.40	0.70	2.80	2.10	11.90	50	24	0.17
2.5	1.80	0.80	3.40	3.20	7.14	50	32	0.29
4	2.26	0.85	3.96	4.78	4.47	50	43	0.46

Available Colors





Cu/PVC-f (NYAF) 300/500 V

SPECIFICATION
SNI 04-6629.3
60227 IEC 06

APPLICATION
Single core insulated conductor without sheath for general purposes. Suitable for fixed protected installation or control gear for rated voltages up to 300/500 V. Installation in surface mounted or embedded conduits or similar closed system.

Construction

1- Conductor	: Annealed Bunched Copper Wire
2- Insulation	: PVC (Polyvinyl Chloride)

General Characteristics

Test Voltage	: 2.5 kV / 5 Min
Max. Operating Temperature	: 70°C
Flame Retardant	: IEC 60332-1
Min. Tensile Strength	: 12.75 N/mm²

Dimension and Weight					Electrical Properties			
Cross Section Area	Conductor Diameter	Thickness	Overall Diameter	Cable Weight (100m)	DC Resistance at 20°C		Current Carrying Capacity at 30°C	Short Circuit Current
					Conductor	Insulation		1 Sec
mm²	N x mm	mm	mm	Kg	Max. Ω/km	Min. M.Ω.km	A	kA
0.5	16 x 0.20	0.64	2.20	0.95	37.10	65	6	0.06
0.75	24 x 0.20	0.66	2.45	1.25	24.70	58	12	0.09
1	32 x 0.20	0.67	2.65	1.55	18.50	53	19	0.12

Available Colors





Cu/PVC-f (NYAF) 450/750 V

SPECIFICATION

SNI 04-6629.3
60227 IEC 02

APPLICATION

Single core insulated conductor without sheath for general purposes. Suitable for fixed protected installation or control gear for rated voltages up to 450/750 V. Installation in surface mounted or embedded conduits or similar closed system.

Construction

1- Conductor	: Annealed Bunched Copper Wire
2- Insulation	: PVC (Polyvinyl Chloride)

General Characteristics

Test Voltage	: 2.5 kV / 5 Min
Max. Operating Temperature	: 70°C
Flame Retardant	: IEC 60332-1
Min. Tensile Strength	: 12.75 N/mm²

Cross Section Area	Conductor Diameter	Thickness	Overall Diameter	Cable Weight (100m)	DC Resistance at 20°C		Current Carrying Capacity at 30°C	Short Circuit Current
					Conductor	Insulation		1 Sec
mm²	N x mm	mm	mm	Kg	Max. Ω/km	Min. M.Ω.km	A	kA
1.5	30 x 0.25	0.78	3.15	2.23	12.40	50	24	0.17
2.5	50 x 0.25	0.86	3.75	3.43	7.20	46	32	0.29
4	57 x 0.30	0.94	4.43	5.11	4.40	40	42	0.46
6	85 x 0.30	1.00	5.10	7.21	3.00	36	53	0.69
10	80 x 0.40	1.20	6.40	11.80	1.88	32	72	1.16
16	7 x 18 x 0.40	1.03	7.90	17.58	1.15	23	97	1.84
25	7 x 28 x 0.40	1.28	9.90	27.80	0.70	23	128	2.88
35	7 x 40 x 0.40	1.36	11.20	37.71	0.55	20	156	4.03
50	7 x 57 x 0.40	1.51	13.20	53.11	0.38	20	195	5.75
70	7 x 80 x 0.40	1.55	14.90	72.12	0.27	20	243	8.05
95	7 x 108 x 0.40	1.60	17.22	96.63	0.21	20	290	10.93
120	12 x 80 x 0.40	1.76	19.52	123.69	0.16	20	345	13.80

Available Colors





Cu/PVC-f (NYAF) 0.6 / 1 kV

SPECIFICATION

SNI IEC 60502-1

APPLICATION

Single core insulated conductor without sheath for general purposes. Suitable for fixed protected installation or control gear for rated voltages up to 0.6/1 kV. Installation in surface mounted or embedded conduits or similar closed system.

Construction

1- Conductor	: Annealed Bunched Copper Wire
2- Insulation	: PVC (Polyvinyl Chloride)

General Characteristics

Test Voltage	: 3.5 kV / 5 Min
Max. Operating Temperature	: 70°C & 105°C
Flame Retardant	: IEC 60332-1
Min. Tensile Strength	: 12.75 N/mm²

Cross Section Area	Conductor Diameter	Thickness	Overall Diameter	Cable Weight (100m)	DC Resistance at 20°C		Current Carrying Capacity at 30°C	Short Circuit Current
					Conductor	Insulation		1 Sec
mm²	N x mm	mm	mm	Kg	Max. Ω/km	Min. M.Ω.km	A	kA
1.5	30 x 0.25	0.80	3.20	2.27	12.10	50	24	0.17
2.5	50 x 0.25	0.86	3.75	3.43	7.41	46	32	0.29
4	57 x 0.30	1.08	4.70	5.39	4.61	40	42	0.46
6	85 x 0.30	1.00	5.10	7.21	3.08	36	53	0.69
10	80 x 0.40	1.20	6.40	11.80	1.83	32	72	1.16
16	7 x 18 x 0.40	1.03	7.90	17.58	1.15	23	97	1.84
25	7 x 28 x 0.40	1.28	9.90	27.80	0.73	23	128	2.88
35	7 x 40 x 0.40	1.36	11.20	37.71	0.52	20	156	4.03
50	7 x 57 x 0.40	1.51	13.20	53.11	0.38	20	195	5.75
70	7 x 80 x 0.40	1.55	14.90	72.12	0.27	20	243	8.05
95	7 x 108 x 0.40	1.60	17.22	96.63	0.21	20	290	10.93
120	12 x 80 x 0.40	1.76	19.52	123.69	0.16	20	345	13.80

Available Colors





Cu/PVC/PVC (NYM) 300/500 V

SPECIFICATION
SNI 04-6629.4
60227 IEC 10

APPLICATION
Multicore insulated conductor, with sheath for general purpose suitable for fixed protected installation in outdoor or indoor applications. Standard cable for plaster, brickwork & immovable concrete.

Construction

1- Conductor	: Annealed Copper Wire
2- Insulation	: PVC (Polyvinyl Chloride)
3- Outer Sheath	: PVC (Polyvinyl Chloride)

General Characteristics

Test Voltage	: 2.5 kV / 5 Min
Max. Operating Temperature	: 70°C
Flame Retardant	: IEC 60332-1
Min. Tensile Strength	: 12.75 N/mm²

No. of Cores	Cross Section Area	Conductor Diameter	Thickness		Overall Diameter	Cable Weight (100m)	DC Resistance at 20°C		Current Carrying Capacity at 30°C	Short Circuit Current
			Insulation	Sheath			Conductor	Insulation		1 Sec
	mm²	N x mm	mm		mm	Kg	Max. Ω/km	Min. M.Ω.km	A	kA
2	1.5	1.40	0.70	1.40	9.20	12.20	12.10	50	19	0.17
	2.5	1.80	0.80	1.40	10.40	17.10	7.28	50	25	0.29
	4	2.26	0.85	1.40	11.52	23.30	4.56	50	34	0.46
3	1.5	1.40	0.70	1.40	9.65	14.50	12.10	50	19	0.17
	2.5	1.80	0.80	1.40	10.90	20.00	7.28	50	25	0.29
	4	2.26	0.85	1.40	12.15	26.70	4.56	50	34	0.46
4	1.5	1.40	0.70	1.40	10.35	17.10	12.10	50	19	0.17
	2.5	1.80	0.80	1.40	11.80	24.00	7.28	50	25	0.29
	4	2.26	0.85	1.40	13.15	34.15	4.56	50	34	0.46

Available Colors



Cu/PVC/PVC (NYY) 0.6/1 kV

SPECIFICATION
SNI IEC 60502-1

APPLICATION
Power cable indoors and outdoors or buried in the ground for power station, industry and switchgear as well as for urban supply network, where mechanical damages are not to be expected.

Construction

1- Conductor	: Annealed Copper Wire
2- Insulation	: PVC (Polyvinyl Chloride)
3- Outer Sheath	: PVC (Polyvinyl Chloride)

General Characteristics

Test Voltage	: 3.5 kV / 5 Min
Max. Operating Temperature	: 70°C
Flame Retardant	: IEC 60332-1
Min. Tensile Strength	: 12.75 N/mm²

No. of Cores	Cross Section Area	Conductor Diameter	Thickness		Overall Diameter	Cable Weight (100m)	DC Resistance at 20°C		Current Carrying Capacity at 30°C	Short Circuit Current
			Insulation	Sheath			Conductor	Insulation		1 Sec
	mm²	N x mm	mm		mm	Kg	Max. Ω/km	Min. M.Ω.km	A	kA
2	1.5	1.40	0.80	1.80	11.00	17.20	12.10	62	21	0.17
	2.5	1.80	0.90	1.80	12.40	22.70	7.28	57	29	0.29
	4	2.26	1.00	1.80	14.12	32.10	4.56	52	38	0.46
3	1.5	1.40	0.80	1.80	11.86	20.20	12.10	62	18	0.17
	2.5	1.80	0.90	1.80	12.95	26.10	7.28	57	25	0.29
	4	2.26	1.00	1.80	14.80	35.80	4.56	52	34	0.46
4	1.5	1.40	0.80	1.80	12.65	23.40	12.10	62	18	0.17
	2.5	1.80	0.90	1.80	14.10	31.00	7.28	57	25	0.29
	4	2.26	1.00	1.80	15.88	42.00	4.56	52	34	0.46

Available Colors



Cu/PVC-f (NYZ)

300/300 V

SPECIFICATION

SNI 04-6629.5
60227 IEC 41

APPLICATION

Mainly used as the electrical connection between loudspeakers and audio amplifiers, also commonly used to connect light and portable general appliances.

Construction

1- Conductor : Annealed Bunched Copper Wire
2- Insulation : PVC (Polyvinyl Chloride)

General Characteristics

Test Voltage : 2 kV / 5 Min
Max. Operating Temperature : 70°C
Min. Tensile Strength : 10.25 N/mm²

Dimension and Weight					
Type	Cross Section Area	Conductor Diameter	Thickness	Overall Diameter	Cable Weight (100 m)
	mm²	N x mm	mm	mm	Kg
2 x 0.50	0.50	31 x 0.14	1.00	2.95 x 5.90	2.70
2 x 0.75	0.75	49 x 0.14	0.99	3.10 x 6.20	3.32
2 x 1.50	1.5	30 x 0.25	0.80	3.20 x 6.41	4.54

Available Colors





Cu/PVC/PVC-f (NYMHY)

300/300 V

SPECIFICATION

SNI 04-6629.5
60227 IEC 52

APPLICATION

For connecting electrical appliances, devices and instruments to the power supply network. Can be used for cooking and heating appliances provided that the cable does not come in contact with the hot parts.

Construction

1- Conductor : Annealed Bunched Copper Wire
2- Insulation : PVC (Polyvinyl Chloride)
3- Outer Sheath : PVC (Polyvinyl Chloride)

General Characteristics

Test Voltage : 2 kV / 5 Min
Max. Operating Temperature : 70°C
Flame Retardant : IEC 60332-1
Min. Tensile Strength : 10.25 N/mm²

Dimension and Weight							Electrical Properties			
No. of Cores	Cross Section Area	Conductor Diameter	Thickness		Overall Diameter	Cable Weight (100m)	DC Resistance at 20°C		Current Carrying Capacity at 30°C	Short Circuit Current
			Insulation	Sheath			Conductor	Insulation		1 Sec
	mm²	N x mm	mm		mm	Kg	Max. Ω/km	Min. MΩ.km	A	kA
2	0.50 (Oval)	20 x 0.18	0.54	0.70	3.40 x 5.40	3.00	39.00	60	2.5	0.06
	0.75 (Oval)	30 x 0.18	0.58	0.70	3.70 x 6.00	3.80	26.40	58	7	0.09
	0.5	20 x 0.18	0.54	0.60	5.20	3.80	39.00	60	2.5	0.06
	0.75	30 x 0.18	0.58	0.60	5.80	4.88	26.40	58	7	0.09
3	0.5	20 x 0.18	0.54	0.60	5.50	4.52	39.00	60	2.5	0.06
	0.75	30 x 0.18	0.58	0.60	6.20	6.00	26.40	58	7	0.09

Available Colors





Cu/PVC/PVC-f (NYMHY) 300/500 V

SPECIFICATION

SNI 04-6629.5
60227 IEC 53

APPLICATION

For connecting electrical appliances, devices and instruments to the power supply network. Can be used for cooking and heating appliances provided that the cable does not come in contact with the hot parts.

Construction

1- Conductor	: Annealed Bunched Copper Wire
2- Insulation	: PVC (Polyvinyl Chloride)
3- Outer Sheath	: PVC (Polyvinyl Chloride)

General Characteristics

Test Voltage	: 2 kV / 5 Min
Max. Operating Temperature	: 70°C
Flame Retardant	: IEC 60332-1
Min. Tensile Strength	: 10.25 N/mm²

No. of Cores	Cross Section Area	Conductor Diameter	Thickness		Overall Diameter	Cable Weight (100m)	DC Resistance at 20°C		Current Carrying Capacity at 30°C	Short Circuit Current
			Insulation	Sheath			Conductor	Insulation		1 Sec
	mm²	N x mm	mm		mm	Kg	Max. Ω/km	Min. M.Ω.km	A	kA
2	0.75	24 x 0.20	0.65	0.85	6.60	6.00	26.00	58	12	0.09
	1	32 x 0.20	0.67	0.85	7.00	7.00	19.50	53	15	0.12
	1.5	30 x 0.25	0.78	0.85	8.00	9.25	13.00	50	18	0.17
	2.5	50 x 0.25	0.85	1.05	9.60	13.85	7.90	50	25	0.29
3	0.75	24 x 0.20	0.65	0.90	7.00	7.15	26.00	58	12	0.09
	1	32 x 0.20	0.67	0.85	7.40	8.20	19.50	53	15	0.12
	1.5	30 x 0.25	0.78	0.95	8.60	11.30	13.00	50	18	0.17
	2.5	50 x 0.25	0.85	1.14	10.35	17.10	7.90	50	25	0.29
4	0.75	24 x 0.20	0.65	0.85	7.60	8.50	26.00	58	12	0.09
	1	32 x 0.20	0.67	0.85	8.10	10.30	19.50	53	15	0.12
	1.5	30 x 0.25	0.78	1.00	9.60	14.30	13.00	50	18	0.17
	2.5	50 x 0.25	0.85	1.14	11.30	21.30	7.90	50	25	0.29

Available Colors



Cu/PVC/PVC-f (NYYHY) 450/750 V

SPECIFICATION

Acc to IEC 60227

APPLICATION

Internal wiring with medium mechanical stress for electrical equipment - cooking and heating appliances provided that the cable does not come in contact with the hot parts. This power cord is also commonly used in machineries with rated voltages up to 450/750V kV.

Construction

1- Conductor	: Annealed Bunched Copper Wire
2- Insulation	: PVC (Polyvinyl Chloride)
3- Outer Sheath	: PVC (Polyvinyl Chloride)

General Characteristics

Test Voltage	: 2 kV / 5 Min
Max. Operating Temperature	: 70°C
Flame Retardant	: IEC 60332-1
Min. Tensile Strength	: 10.25 N/mm²

No. of Cores	Cross Section Area	Conductor Diameter	Thickness	Overall Diameter	Cable Weight (100m)	DC Resistance at 20°C		Current Carrying Capacity at 30°C	Short Circuit Current
						Conductor	Insulation		1 Sec
	mm²	N x mm	mm	mm	Kg	Max. Ω/km	Min. M.Ω.km	A	kA
5	0.75	24 x 0.20	0.65	8.42	10.69	26.00	58	12	0.09
	1.5	30 x 0.25	0.78	10.70	18.24	19.50	50	18	0.17
	2.5	50 x 0.25	0.85	12.60	26.80	13.00	50	25	0.29
6	0.75	24 x 0.20	0.65	9.35	13.29	26.00	58	12	0.09
	1.5	30 x 0.25	0.78	12.06	23.09	19.50	50	18	0.17
	2.5	50 x 0.25	0.85	14.05	33.38	13.00	50	25	0.29
7	0.75	24 x 0.20	0.65	9.35	13.83	26.00	58	12	0.09
	1.5	30 x 0.25	0.78	12.06	24.15	19.50	50	18	0.17
	2.5	50 x 0.25	0.85	14.05	35.16	13.00	50	25	0.29
8	0.75	24 x 0.20	0.65	10.10	15.77	26.00	58	12	0.09
	1.5	30 x 0.25	0.78	12.82	26.95	19.50	50	18	0.17
	2.5	50 x 0.25	0.85	14.79	38.80	13.00	50	25	0.29
12	0.75	24 x 0.20	0.65	12.20	23.21	26.00	58	12	0.09
	1.5	30 x 0.25	0.78	15.01	38.08	19.50	50	18	0.17
	2.5	50 x 0.25	0.85	17.40	55.39	13.00	50	25	0.29
18	0.75	24 x 0.20	0.65	14.01	30.26	26.00	58	12	0.09
	1.5	30 x 0.25	0.78	17.85	52.61	19.50	50	18	0.17
	2.5	50 x 0.25	0.85	21.18	79.10	13.00	50	25	0.29

Available Colors



Cu/PVC/PVC-f (NYYHY) 0.6/1 kV

SPECIFICATION

SNI IEC 60502-1

APPLICATION

Mainly used for equipment with immovable placement that requires high power, such as industrial machines in factories and generators. This power cord cables are utilized for machines with voltages up to 0.6/1 kV.

Construction

1- Conductor : Annealed Bunched Copper Wire
2- Insulation : PVC (Polyvinyl Chloride)
3- Outer Sheath : PVC (Polyvinyl Chloride)

General Characteristics

Test Voltage : 3.5 kV / 5 Min
Max. Operating Temperature : 70°C
Flame Retardant : IEC 60332-1
Min. Tensile Strength : 12.75 N/mm²

Dimension and Weight							Electrical Properties			
No. of Cores	Cross Section Area	Conductor Diameter	Thickness		Overall Diameter	Cable Weight (100m)	DC Resistance at 20°C		Current Carrying Capacity at 30°C	Short Circuit Current
			Insulation	Sheath			Conductor	Insulation		1 Sec
	mm²	N x mm	mm		mm	Kg	Max. Ω/km	Min. M.Ω.km	A	kA
1	1.5	30 x 0.25	0.80	1.40	6.00	6.11	12.10	50	21	0.17
	2.5	50 x 0.25	0.86	1.40	6.55	7.90	7.41	50	29	0.29
	4	57 x 0.30	1.08	1.40	7.50	11.16	4.61	50	38	0.46
	6	85 x 0.30	1.00	1.40	7.90	13.40	3.08	50	48	0.69
	10	80 x 0.40	1.20	1.40	9.20	19.94	1.83	50	66	1.16
	16	7 x 18/0.40	1.03	1.40	10.70	27.45	1.15	40	90	1.84
	25	7 x 28/0.40	1.28	1.40	12.70	41.20	0.73	30	120	2.88
2	1.5	30 x 0.25	0.80	1.80	10.01	13.48	12.10	50	21	0.17
	2.5	50 x 0.25	0.86	1.80	11.01	17.55	7.41	50	29	0.29
	4	57 x 0.30	1.08	1.80	13.00	24.81	4.61	50	38	0.46
	6	85 x 0.30	1.00	1.80	13.80	29.96	3.08	50	48	0.69
	10	80 x 0.40	1.20	1.80	16.40	44.60	1.83	50	66	1.16
	16	7 x 18x0.40	1.03	1.80	19.39	63.08	1.15	40	90	1.84
	25	7 x 28x0.40	1.28	1.80	23.40	94.62	0.73	30	120	2.88

Dimension and Weight							Electrical Properties			
No. of Cores	Cross Section Area	Conductor Diameter	Thickness		Overall Diameter	Cable Weight (100m)	DC Resistance at 20°C		Current Carrying Capacity at 30°C	Short Circuit Current
			Insulation	Sheath			Conductor	Insulation		1 Sec
	mm²	N x mm	mm		mm	Kg	Max. Ω/km	Min. M.Ω.km	A	kA
3	1.5	30 x 0.25	0.80	1.80	10.50	15.62	12.10	50	21	0.17
	2.5	50 x 0.25	0.86	1.80	11.68	20.73	7.41	50	29	0.29
	4	57 x 0.30	1.08	1.80	13.89	30.61	4.61	50	38	0.46
	6	85 x 0.30	1.00	1.80	14.59	36.48	3.08	50	48	0.69
	10	80 x 0.40	1.20	1.80	17.39	55.11	1.83	50	66	1.16
	16	7 x 18/0.40	1.03	1.80	20.62	78.30	1.15	40	90	1.84
	25	7 x 28/0.40	1.28	1.80	24.94	118.40	0.73	30	120	2.88
4	1.5	30 x 0.25	0.80	1.80	11.33	18.43	12.10	50	21	0.17
	2.5	50 x 0.25	0.86	1.80	12.65	24.77	7.41	50	29	0.29
	4	57 x 0.30	1.08	1.80	14.95	36.15	4.61	50	38	0.46
	6	85 x 0.30	1.00	1.80	15.91	45.04	3.08	50	48	0.69
	10	80 x 0.40	1.20	1.80	19.05	68.48	1.83	50	66	1.16
	16	7 x 18x0.40	1.03	1.80	22.26	97.74	1.15	40	90	1.84
	25	7 x 28x0.40	1.28	1.80	27.50	148.60	0.73	30	120	2.88

Available Colors



LiYCY SCREEN CABLE

SPECIFICATION

Acc. to IEC 60227

APPLICATION

Flexible cable for transmission of analogue and digital signals. The cable is designed for fixed installation for conditional flexible use. It is used in dry and damp interiors but not appropriate for outside usage. The screen provides protection against electromagnetic interferences. For example, the cable is used in computer systems, instrumentation technology, office equipment and balances.

Construction

1- Conductor	: Annealed Bunched Copper Wire
2- Insulation	: PVC (Polyvinyl Chloride)
3- Shield Tape	: Mylar Tape
4- Shield Braid	: Tinned Copper Wire
5- Outer Sheath	: PVC (Polyvinyl Chloride)

General Characteristics

Test Voltage	: 1.2 kV / 5 Min (0.5 - 1.5 mm²) 2 kV / 5 Min (2.5 mm²)
Max. Operating Temperature	: 70°C
Flame Retardant	: IEC 60332-1
Min. Tensile Strength	: 10.25 N/mm²

Dimension and Weight								Electrical Properties		
No. of Cores	Cross Section Area	Conductor Diameter	Thickness		Braided Shield	Overall Diameter	Cable Weight (100m)	DC Resistance at 20°C		Current Carrying Capacity at 30°C
			Insulation	Sheath				Conductor	Insulation	
	mm²	N x mm	mm		N x mm/Pin	mm	Kg	Max. Ω/km	Min. MΩ.km	A
2	0.5	16 x 0.20	0.40	0.80	5 x 0.12/24	5.45	5.30	39.60	60	6
	0.75	24 x 0.20	0.50	0.80	5 x 0.12/24	6.25	6.70	26.00	58	12
	1	32 x 0.20	0.50	0.80	6 x 0.12/24	6.60	7.85	19.50	53	15
	1.5	30 x 0.25	0.60	0.80	7 x 0.12/24	7.60	10.35	13.00	50	18
	2.5	50 x 0.25	0.70	0.90	8 x 0.12/24	9.05	14.80	7.90	50	25
3	0.5	16 x 0.20	0.40	0.80	5 x 0.12/24	5.75	6.00	39.60	60	6
	0.75	24 x 0.20	0.50	0.80	6 x 0.12/24	6.60	7.95	26.00	58	12
	1	32 x 0.20	0.50	0.80	6 x 0.12/24	6.95	9.05	19.50	53	12
	1.5	30 x 0.25	0.60	0.80	7 x 0.12/24	8.00	12.00	13.00	50	18
	2.5	50 x 0.25	0.70	0.90	8 x 0.12/24	9.60	17.40	7.90	50	25
4	0.5	16 x 0.20	0.40	1.00	5 x 0.12/24	6.60	7.40	39.60	60	6
	0.75	24 x 0.20	0.50	1.00	7 x 0.12/24	7.55	10.15	26.00	58	12
	1	32 x 0.20	0.50	1.00	7 x 0.12/24	7.95	11.55	19.50	53	12
	1.5	30 x 0.25	0.60	1.00	8 x 0.12/24	9.15	15.40	13.00	50	18
	2.5	50 x 0.25	0.70	1.10	9 x 0.12/24	10.90	22.35	7.90	50	25
5	0.5	16 x 0.20	0.40	1.00	6 x 0.12/24	7.10	8.75	39.60	60	6
	0.75	24 x 0.20	0.50	1.00	7 x 0.12/24	8.15	11.75	26.00	58	12
	1	32 x 0.20	0.50	1.00	8 x 0.12/24	8.60	13.75	19.50	53	15
	1.5	30 x 0.25	0.60	1.00	8 x 0.12/24	9.95	18.20	13.00	50	18
	2.5	50 x 0.25	0.70	1.10	9 x 0.12/24	11.85	36.65	7.90	50	25

Dimension and Weight								Electrical Properties		
No. of Cores	Cross Section Area	Conductor Diameter	Thickness		Braided Shield	Overall Diameter	Cable Weight (100m)	DC Resistance at 20°C		Current Carrying Capacity at 30°C
			Insulation	Sheath				Conductor	Insulation	
	mm²	N x mm	mm		N x mm/Pin	mm	Kg	Max. Ω/km	Min. MΩ.km	A
6	0.5	16 x 0.20	0.40	1.00	7 x 0.12/24	7.60	10.30	39.60	60	6
	0.75	24 x 0.20	0.50	1.00	8 x 0.12/24	8.80	13.85	26.00	58	12
	1	32 x 0.20	0.50	1.00	8 x 0.12/24	9.30	16.00	19.50	53	12
	1.5	30 x 0.25	0.60	1.00	9 x 0.12/24	10.80	21.60	13.00	50	18
	2.5	50 x 0.25	0.70	1.10	10 x 0.12/24	12.90	31.80	7.90	50	25
7	0.5	16 x 0.20	0.40	1.00	7 x 0.12/24	7.60	10.65	39.60	60	6
	0.75	24 x 0.20	0.50	1.00	8 x 0.12/24	8.80	14.40	26.00	58	12
	1	32 x 0.20	0.50	1.00	8 x 0.12/24	9.30	16.70	19.50	53	12
	1.5	30 x 0.25	0.60	1.00	9 x 0.12/24	10.80	22.70	13.00	50	18
	2.5	50 x 0.25	0.70	1.10	10 x 0.12/24	12.90	33.60	7.90	50	25
8	0.5	16 x 0.20	0.40	1.00	7 x 0.12/24	8.13	11.37	39.60	60	6
	0.75	24 x 0.20	0.50	1.00	8 x 0.12/24	9.45	15.53	26.00	58	12
	1.5	30 x 0.25	0.60	1.00	9 x 0.12/24	11.65	24.89	13.30	50	18
	2.5	50 x 0.25	0.70	1.10	10 x 0.12/24	13.95	37.24	7.90	50	25
12	0.5	16 x 0.20	0.40	1.00	8 x 0.12/24	9.34	15.07	39.60	60	6
	0.75	24 x 0.20	0.50	1.00	9 x 0.12/24	10.94	20.91	26.00	58	12
	1.5	30 x 0.25	0.60	1.20	10 x 0.12/24	13.99	35.59	13.30	50	18
	2.5	50 x 0.25	0.70	1.20	12 x 0.12/24	16.54	53.06	7.90	50	25

Available Colors



TWIN ROUND

SPECIFICATION
Acc to IEC 60227

RoHS compliant

APPLICATION
Mainly used in electrical equipment with low voltage electricity, also commonly used to connect light or also DC cable.

Construction

1- Conductor	: Annealed Bunched Copper Wire
2- Insulation	: PVC (Polyvinyl Chloride)

General Characteristics

Test Voltage	: 2 kV / 5 Min
Max. Operating Temperature	: 70°C
Flame Retardant	: IEC 60332-1
Min. Tensile Strength	: 12.75 N/mm²

Dimension and Weight						Electrical Properties	
Type	Cross Section Area	Conductor Diameter	Thickness	Overall Diameter	Cable Weight (100m)	DC Resistance at 20°C	
			Insulation			Conductor	Insulation
	mm²	N x mm	mm	mm	Kg	Max. Ω/km	Min. M.Ω.km
2 x 10/0.14	0.15	10 x 0.14	0.67	1.90 x 3.90	1.08	116.00	60
2 x 10/0.18	0.26	10 x 0.18	0.64	2.00 x 4.20	1.29	68.20	60
2 x 10/0.25	0.50	10 x 0.25	0.50	2.00 x 4.20	1.65	39.00	60
2 x 18/0.14	0.28	18 x 0.14	1.11	2.90 x 5.95	2.33	65.00	60
2 x 23/0.14	0.35	23 x 0.14	1.06	2.90 x 5.95	2.44	50.00	60
2 x 31/0.14	0.50	31 x 0.14	0.55	2.00 x 4.20	1.63	39.00	60

Available Colors





SINGLE WIRE

SPECIFICATION
Acc to IEC 60227

RoHS compliant

APPLICATION
Single core insulated conductor without sheath, this cable is generally used to make parts in circuits in electronic equipment or in lamps for various low voltage equipment.

Construction

1- Conductor	: Annealed Bunched Copper Wire
2- Insulation	: PVC (Polyvinyl Chloride)

General Characteristics

Test Voltage	: 2 kV / 5 Min
Max. Operating Temperature	: 70°C
Flame Retardant	: IEC 60332-1
Min. Tensile Strength	: 12.75 N/mm²

Dimension and Weight						Electrical Properties	
Type	Cross Section Area	Conductor Diameter	Thickness	Overall Diameter	Cable Weight (100m)	DC Resistance at 20°C	
						Conductor	Insulation
	mm²	N x mm	mm	mm	Kg	Max. Ω/km	Min. M.Ω.km
1 x 7/0.12	0.11	7 x 0.12	0.42	1.20	0.22	228.28	100
1 x 14/0.12	0.22	14 x 0.12	0.59	1.70	0.45	113.60	60
1 x 0.6	0.28	1 x 0.6	0.32	1.25	0.39	65.00	100
1 x 0.9	0.50	1 x 0.9	0.70	2.20	0.93	36.00	66

Available Colors





SPEAKER WIRE - SILVER SHADOW

SPECIFICATION

Conductor Acc. to
IEC 60228

APPLICATION

Mainly used as the electrical connection between loudspeaker and audio amplifiers, tinned to prevent corrosion and enchance signals.

Construction

1- Conductor : Annealed Bunched Tinned Coated Copper Wire
2- Insulation : PVC (Polyvinyl Chloride)

General Characteristics

Test Voltage	: 800 V / 1 Min
Max. Operating Temperature	: 70°C
Flame Retardant	: JIS K 6723
Min. Tensile Strength	: 8.00 N/mm²

Dimension and Weight					
Type	Cross Section Area	Conductor Diameter	Thickness	Overall Diameter	Cable Weight (100 m)
	mm	N x mm	mm	mm	Kg
2 x 23/0.12	0.26	1 x 23 x 0.12	1.10	2.90 x 5.90	2.10
2 x 30/0.12	0.34	1 x 30 x 0.12	1.10	3.00 x 6.10	2.30
2 x 60/0.12	0.68	2 x 30 x 0.12	0.93	3.40 x 7.20	3.15
2 x 90/0.12	1.00	3 x 30 x 0.12	1.40	4.50 x 13.40	5.90
2 x 120/0.12	1.35	4 x 30 x 0.12	1.57	5.00 x 10.30	6.90
2 x 210/0.12	2.38	7 x 30 x 0.12	1.70	5.70 x 12.00	9.40

Available Colors

Transparent



SPEAKER WIRE - RED MONSTER

SPECIFICATION

Conductor Acc. to
IEC 60228

APPLICATION

Mainly used as the electrical connection between loudspeaker and audio amplifiers.

Construction

1- Conductor : Annealed Bunched Copper Wire
2- Insulation : PVC (Polyvinyl Chloride)

General Characteristics

Test Voltage	: 800 V / 1 Min
Max. Operating Temperature	: 70°C
Flame Retardant	: JIS K 6723
Min. Tensile Strength	: 8.00 N/mm²

AWG Series	Dimension and Weight				
Type	Cross Section Area	Conductor Diameter	Thickness	Overall Diameter	Cable Weight (100 m)
	mm	N x mm	mm	mm	Kg
2 x 30/0.12	0.34	1 x 30 x 0.12	0.98	3.05 x 6.50	2.35
2 x 50/0.12	0.57	2 x 25 x 0.12	0.88	3.20 x 6.80	2.87
2 x 80/0.12	0.90	2 x 40 x 0.12	1.15	4.05 x 8.45	4.59
2 x 120/0.12	1.35	3 x 40 x 0.12	1.59	5.06 x 10.42	7.07

Available Colors

Transparent



SPEAKER WIRE - AWG SERIES

SPECIFICATION

Conductor Acc. to
IEC 60228

APPLICATION

Mainly used as the electrical connection between loudspeakers and audio amplifiers, where setup requires installation behind a wall or ceilling.

Construction

1- Conductor	: Annealed Bunched Copper Wire
2- Insulation	: PVC (Polyvinyl Chloride)
3- Shield Tape	: Paper Tape
4- Shield Braid	: PVC (Polyvinyl Chloride)

General Characteristics

Max Operating Temperature	: 70°C
Insulation	: JIS K 6723
Min. Tensile Strength	: 8.00 N/mm²

Dimension and Weight							
No. of Cores	Size	Cross Section Area	Conductor Diameter	Thickness		Overall Diameter	Cable Weight (100 m)
				Insulation	Sheath		
	AWG	mm²	mm	mm		mm	Kg
2	20 AWG	0.50	31 x 0.14	0.55	0.80	5.75	3.50
	18 AWG	0.82	53 x 0.14	0.55	0.80	6.25	4.45
	16 AWG	1.31	85 x 0.14	0.55	0.80	6.90	5.90
	14 AWG	2.00	4 x 32 x 0.14	0.60	0.90	8.60	8.85
	12 AWG	3.34	7 x 31 x 0.14	0.65	1.15	10.55	13.55
4	20 AWG	0.50	31 x 0.14	0.55	0.80	6.60	5.65
	18 AWG	0.82	53 x 0.14	0.55	0.80	7.10	7.35
	16 AWG	1.31	85 x 0.14	0.55	0.80	8.10	9.80
	14 AWG	2.00	4 x 32 x 0.14	0.60	0.90	10.00	15.00
	12 AWG	3.34	7 x 31 x 0.14	0.65	1.15	12.15	23.05

Available Colors



MICROPHONE CABLE

SPECIFICATION

Conductor Acc. to
IEC 60228

APPLICATION

Designed to connect microphones, focusing on ruggedness, flexibility, flex-life and interference immunity to deliver clearer sound signals.

Construction

1- Conductor	: Annealed Bunched Copper Wire
2- Insulation	: PVC (Polyvinyl Chloride)
3- Shield Tape	: Paper Tape (P-Type)
4- Shield Braid	: Annealed Plain Copper Wire
5- Outer Sheath	: PVC (Polyvinyl Chloride)

General Characteristics

Max. Operating Temperature	: 70°C
Conductor	: IEC 60228
Insulation	: JIS K 6723
Min. Tensile Strength	: 8.00 N/mm²

Dimension and Weight								Electrical Properties	
Type	Cross Section Area	Conductor Diameter	Thickness		Shield/ Ground (G)	Overall Diameter	Cable Weight (100m)	Thickness	
			Insulation	Sheath				Conductor	Insulation
	mm²	N x mm	mm		N x mm/Pin	mm	Kg	Max. Ω/km	Min. M.Ω.km
Twin 2 x 14	0.16	14 x 0.12	0.55	0.55	43 x 0.10	3.00 x 6.00	2.70	112.00	100
Mono 1 x 20	0.23	20 x 0.12	0.55	2.00	50 x 0.10	5.90	4.35	84.93	100
Stereo 2 x 20	0.23	20 x 0.12	0.55	1.10	6 x 0.10/16	6.00	4.70	84.93	100
Stereo EM222	0.31	39 x 0.10	0.55	1.20	8 x 0.10/16	6.30	5.10	50.60	100
Stereo GM225	0.18	16 x 0.12	0.30	0.40	25 x 0.12 (G)	3.17	1.52	103.00	100

Available Colors



COAXIAL CABLE

SPECIFICATION

Conductor Acc. to
IEC 60228

APPLICATION

Coaxial cable is used as a transmission line for frequency signals, computer network connection, digital audio, internal wiring of TV, radio receiver, tape recorder and other equipments.

Construction

1- Conductor	: Annealed Bunched Copper Wire
2- Insulation	: PVC (Polyvinyl Chloride)
3- Shield Tape	: Alumunium Tape (-A Type)
4- Shield Braid	: Annealed Plain Copper Wire
5- Outer Sheath	: PVC (Polyvinyl Chloride)

General Characteristics

Test Voltage	: 1 kV / 1 Min
Max Operating Temperature	: 70°C
Insulation	: JIS K 6723
Min. Tensile Strength	: 10.25 N/mm²

Type	Dimension and Weight							Electrical Properties		
	Cross Section Area	Conductor Diameter	Thickness		Braided Shield	Overall Diameter	Cable Weight (100m)	DC Resistance at 20°C		Wave Impedance
			Insulation	Sheath				Conductor	Insulation	
	mm²	mm	mm		N x mm/Pin	mm	Kg	Max. Ω/km	Min. M.Ω.km	Ω
RG-58	0.50	19 x 0.18	0.95	0.90	7 x 0.12/16	5.10	3.85	36.0	100	50
RG-59 (3C-2V)	0.30	1 x 0.60	1.55	0.95	7 x 0.12/16	5.95	4.65	65.0	100	75
RG-6 (5C-2V)	0.50	1 x 0.80	2.05	1.00	7 x 0.12/24	7.40	7.10	36.0	100	75

Available Colors



TELEPHONE WIRE

SPECIFICATION

Conductor Acc. to
IEC 60228

APPLICATION

Mainly used for interconnection of indoor telephone equipment. Can also be used for interconnection for other communication, control equipment or low-level signaling applications.

Construction

1- Conductor	: Annealed Copper Wire
2- Insulation	: PVC (Polyvinyl Chloride)
3- Shield Tape	: Mylar Tape *(M Type)
4- Outer Sheath	: PVC (Polyvinyl Chloride)

General Characteristics

Test Voltage	: 800 V / 1 Min
Max. Operating Temperature	: 70°C
Flame Retardant	: JIS K 6723
Min. Tensile Strength	: 10.25 N/mm²

Type	Dimension and Weight						Electrical Properties	
	Cross Section Area	Conductor Diameter	Thickness		Overall Diameter	Cable Weight (100m)	DC Resistance at 20°C	
			Conductor	Insulation			Conductor	Insulation
	mm²	mm	mm		mm	Kg	Max.Ω/km	Min. M.Ω.km
1 x 2C (M)	0.28	0.60	0.32	0.70	4.00	1.85	65	100
1 x 3C (M)	0.28	0.60	0.32	0.70	4.20	2.30	65	100
1 x 4C (M)	0.28	0.60	0.32	0.70	4.60	2.85	65	100
1 x 6C	0.28	0.60	0.32	0.85	5.40	4.10	65	100
1 x 8C	0.28	0.60	0.32	0.95	6.00	5.25	65	100
1 x 10C	0.28	0.60	0.32	1.00	6.60	6.45	65	100
1 x 12C	0.28	0.60	0.32	1.20	7.40	8.05	65	100
1 x 15C	0.28	0.60	0.32	1.20	8.00	9.50	65	100
1 x 20C	0.28	0.60	0.32	1.20	8.80	11.90	65	100
2 x 2C (M)	0.28	0.60	0.32	0.90	5.80	3.55	65	100

Available Colors



AC CORDS

SPECIFICATION

SNI IEC 60884-1:2014

APPLICATION

Mainly used to connect electrical devices into power source, commonly found in home electronic appliances that require flexibility and mobility with low voltage ratings. The pin is made of nickel plated brass helps to protect the surface of metal to resist corrosion and tarnishing.

Construction

1- Pin	: Nickel Plated Brass
2- Jacket	: PVC (Polyvinyl Chloride)
3- Conductor	: Annealed Bunch Copper Wire
4- Insulation	: PVC (Polyvinyl Chloride)
5- Outer Sheath	: PVC (Polyvinyl Chloride)

General Characteristics

Test Voltage	: 2 kV / 5 Min
Max. Operating Temperature	: 70°C
Flame Retardant	: IEC 60332-1
Min. Tensile Strength	: 10.25 N/mm²

Injection Series		Spesification		
Description		Available With Cords	Voltage	Pin
	**Eco Plug Small**	Twin Round 2x10/0.12 - 0.15 mm	2.5 A 250 V	4 mm Brass Pin Nickel Plated
	**Eco Plug Medium**	Twin Round 2x10/0.12 - 0.15 mm	2.5 A 250 V	4 mm Brass Pin Nickel Plated
	**Euro Plug**	NYZ 2x0.5 - 2x1.5 mm² NYMHY Oval 2x0.5 - 2x0.75 mm²	2.5 A 250 V	4 mm Brass Solid Pin Nickel Plated
	**Holland Plug**	NYMHY Oval 2x0.5 - 2x0.75 mm² NYMHY 2x0.5 - 2x0.75 mm²	2.5 A 250 V	4 or 4.8 mm Solid Brass Pin Nickel Plated

Injection Series		Spesification		
Description		Available With Cords	Voltage	Pin
	**French Plug**	NYMHY 3x0.5 - 3x1 mm²	16 A 250 V	4.8 mm Solid Brass Pin Nickel Plated

Accessories

Add On		
Description	Available With Cords	Other Information
 **AC Socket C13**	NYMHY 3x0.5 - 3x1 mm²	Custom order available for other socket shapes.
 **Stopper**	16 A 250 V	Custom order available for other socket shapes.

Available Colors

OUR PROJECT LIST

Federal Kabel's Trusted Product Quality Has Been Very Well Accepted & Proven Throughout the Asia, Middle East, Australia, America & Europe.



With more than 100 Dealers

"We ensure that our customers can easily get in touch with our products anytime and anywhere".

ASTRA international · Cinema XXI · DJARUM · EA EUROASIATIC · Fuji Electric · Schneider Electric · SIEMENS · Soekarno-Hatta International Airport · Sheraton · Tetra Pak

Hilton HOTELS & RESORTS · Holcim · HOTEL MULIA SENAYAN-JAKARTA · HYATT · indosat · YOKOGAWA · TOKYU LAND INDONESIA · Topre · WINGS · 丸紅株式会社 Marubeni

TIGA RODA SEMEN INDOCEMENT · MAYORA · Nestlé · NUSA DUA BEACH HOTEL & SPA BALI · PLN · PERTAMINA · NICCA · ACSET · WELTRAF transformer · transjakarta